



### Challenge:

Creating a large number of vector diagrams and illustrations. Visual monitoring of the project status and design of the visual project documentation.

### Toolkit:



ConceptDraw **OFFICE 3**

### Solution:

ConceptDraw Office can cope with any assignment: ranging from an apartment plan to a restaurant plan and from a scheme of computer network in your office to a complex multidivisional structure of a large holding company.

ConceptDraw Solution Park is full of beautiful well-performed illustrated examples and clipart images.

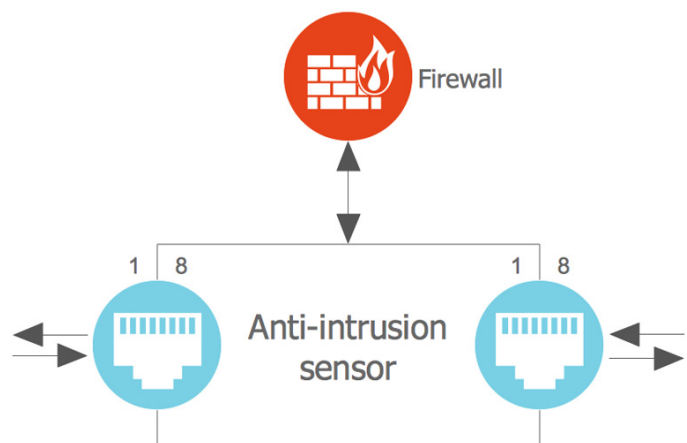
## ConceptDraw Office: What Our Users Say

My first experience with graphics editors started with MS Paint. I was a senior student who helped put together study guides for junior students and students of other faculties. I would draw all explaining and demonstrative pictures in Paint. Generally it was alright; I mastered this simple editor quite fast after drawing 1-2 pictures.

Meanwhile, my student life was coming to its logical end. Being rather lazy, I did not have the visual presentation of the results of my Diploma Paper 3 days before the preliminary review of the thesis. It was a starting point. I began to search Google for the tool that would let me make schemes and diagrams quickly.

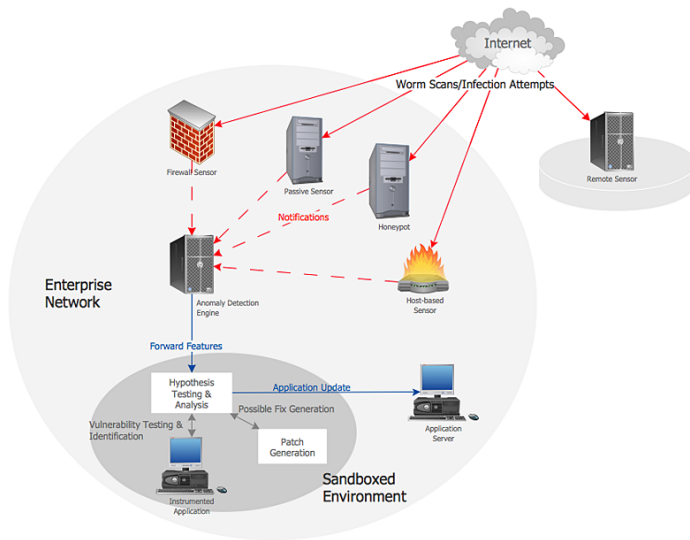
*“Thanks to the huge number of pre-designed solutions that can be found in ConceptDraw Solution Park, ConceptDraw Office can cope with any task: from making floor plans to computer networking, and from designing cooking recipes to business processes modeling.”*

I was surprised to discover vector graphics. Since you always need to edit something after reviewing – to make something smaller or bigger – I decided to draw in vector graphics.



This diagram made using ConceptDraw Cloud Computing Diagram solution

Well, I do not like making the whole picture all over again. Nobody likes. The first thing I found was the web site [www.conceptdraw.com](http://www.conceptdraw.com). I read a little about it and looked through the images. There was one very important thing – a trial period of 21 days. So, I logged in and downloaded this product onto my computer. 21 days, folks! 21 days free of charge! That time was more than enough to complete my Diploma Paper!



I have been using this product for some years now. Working in advertising, I have to make drafts for products orders, visualize various business processes, and draw hierarchical company structure and versatile advertising content – ConceptDraw PRO can manage it all.

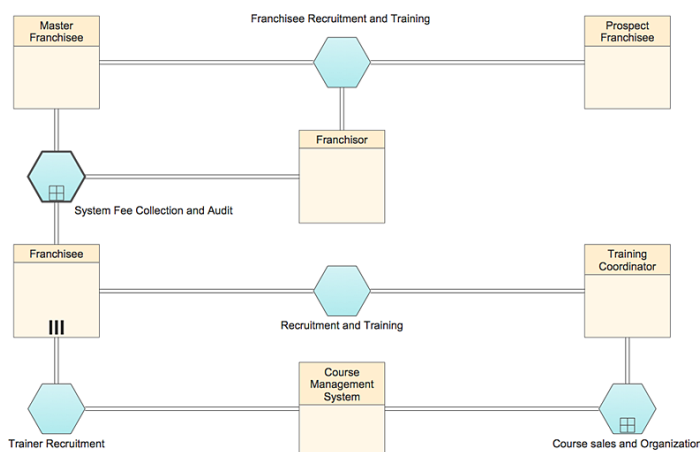
Due to a great number of ready-made solutions, which you will find in ConceptDraw Solution Browser, ConceptDraw Office can cope with

*“I was surprised to discover vector graphics. Since you always need to edit something after reviewing – to make something smaller or bigger – I decided to draw in vector graphics.”*

This diagram made using ConceptDraw Computer Network Diagrams solution.

any assignment: ranging from an apartment plan to a restaurant plan and from a scheme of computer network in your office to a complex multidivisional structure of a large holding company.

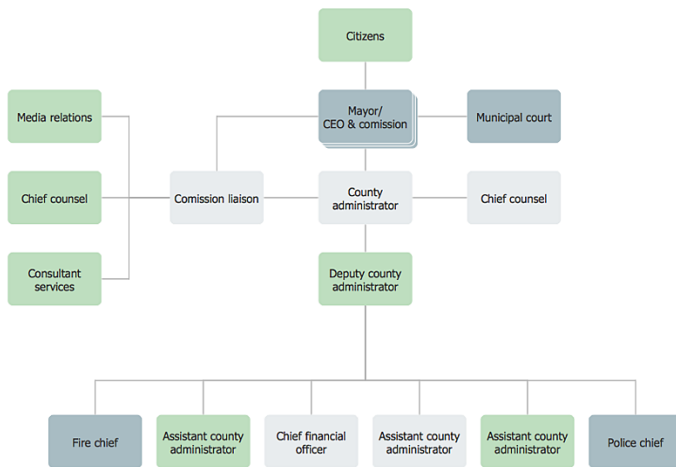
ConceptDraw Solution Park is full of beautiful well-performed illustrated examples and clipart images.



I have seen the clients' files with schemes of cloud storage, a draft of a yacht, a motel's video surveillance system, a developing version of a fashion magazine, data lists of servers' IP addresses, schemes of a cell phone carrier's voice menu, furniture layouts in apartments, seats in movie theaters, landscape design for cottages and farms, some obscure to me schemes of managing the controllers in smart house, and many other things.

This diagram made using ConceptDraw Business Process Diagrams solution.

It is worth noting that ConceptDraw PRO perfectly coordinates with other programs. I cannot remember now any other software in any area that would be so rich in exports and imports. You can find export/import Visio files of old and new formats, export to PDF, which is essential if you want to share your art with people who do not have ConceptDraw Office. There is also export to SWG, to all graphics formats (PNG, JPEG, TIFF, GIF, etc.). Export and import to Microsoft PowerPoint will be useful for students and business people.

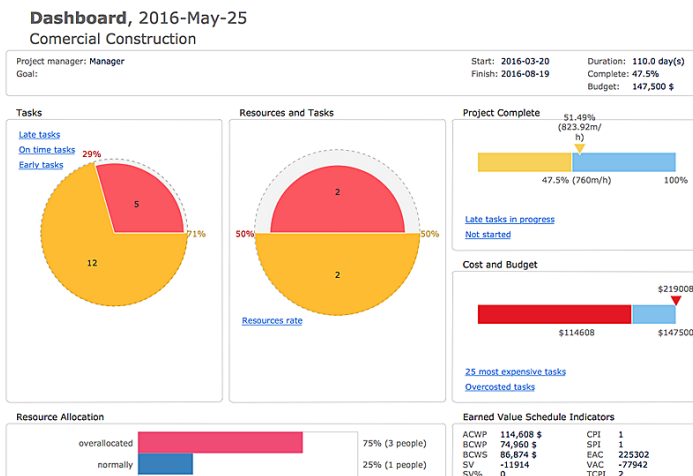


If you like to structure your thoughts and ideas, ConceptDraw Office has a special tool for that – ConceptDraw MINDMAP with Brainstorm function. You can get some useful diagrams from MINDMAP after exporting to PRO with the possibility of further editing: Affinity, Relation, Fishbone, Root Cause Tree, Risk, and Organization chart.

*“I cannot remember now any other software in any area that would be so rich in exports and imports.”*

This Orgchart made using ConceptDraw Organizational Charts solution.

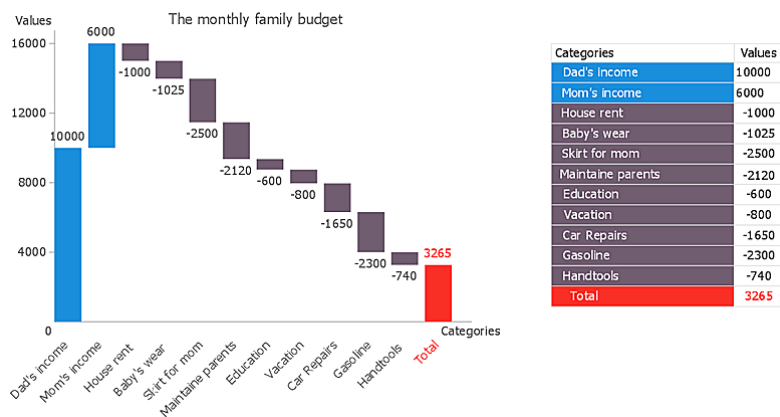
ConceptDraw Office offers a great tool for Project Managers – ConceptDraw PROJECT. It is the analog to Microsoft Project. However, according to our CFO, ConceptDraw PROJECT is far easier to master, and it still has the most useful functions. ConceptDraw PROJECT can give you a range of various reports in MS Excel, quite a bit of all sorts of diagrams and live dashboards in PRO.



And, if you ask me, the main feature is a possibility to turn any idea from ConceptDraw MINDMAP into a live project! You press one button in MINDMAP, and a map will open in PROJECT, with every topic turning into a separate task while keeping all the hierarchy! All you need to do is setting the time limit, resources, and budget, and here you go – a dream has become a real project. The main thing is to adhere to the plan.

Project Status Dashboard made using ConceptDraw PROJECT and PRO.

In conclusion, I want to assure you that ConceptDraw Office product will be helpful not only in work (in business) but also in your everyday needs like making a draft of a doghouse or an important task how to arrange tables at a party and seat guests around them in the most efficient way. You can draw some cartoon character or choose a ready-made from Solution Park, print it out, and give your child to color it.



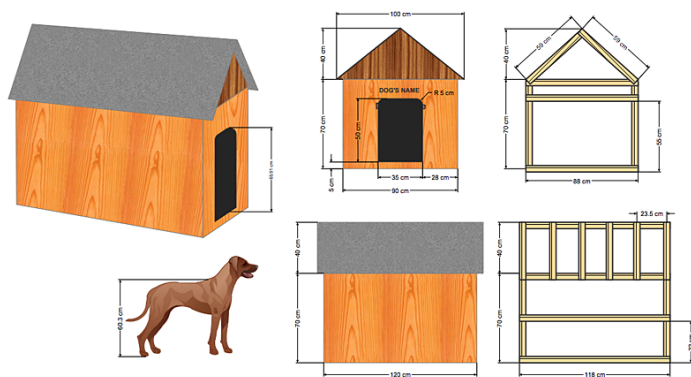
You can create diagrams and track your weight or graphically plan your family budget for a month (I use Waterfall chart from Data-driven infographics solution for this purpose).

In the Internet, I have come across animation of Stirling engine and satellites orbital motion made in ConceptDraw PRO. I have also found an interesting idea how to arouse a child's interest in reading by a fairy-tale made in MINDMAP.

Planning a family budget with ConceptDraw Data-Driven Infographics solution.

In general, everyone can find in ConceptDraw Office something important and useful. It is a good value for money comparing to other editors, and it boasts really good quality. Moreover, its constituent products – ConceptDraw PRO, MINDMAP and PROJECT – can be purchased separately, without overpaying for unnecessary software when you do not need it. Besides, ConceptDraw Office is available for both platforms – Windows and Mac.

*“ConceptDraw Office product will be helpful not only in work (in business) but also in your everyday needs ”*



For the plating, use battens about 1 cm thick.  
For the roof use galvanized tin.

The File Viewer for iPad is available on the App Store . It would also be great to have a Cloud Storage with document preview option, which we do not have yet, unfortunately. I hope the developers will hear me.

This scheme of a dog house made using ConceptDraw PRO.



## CS Odessa

Corporate Headquarters  
CS Odessa, Ltd.  
29 Frantsuzskiy Blvd.  
Odessa, 65044, Ukraine  
Fax: +38 (048) 728-7013

Americas  
CS Odessa LLC  
1798 Technology Dr Ste 244  
San Jose, CA 95110-1399, USA  
Toll free (US/Canada): +1 (877) 441-1150  
Main Phone: +1 (408) 441-1150  
Fax: +1 (408) 441-1138  
Customer Support: +1 (877) 441-1150  
+1 (408) 694-3213